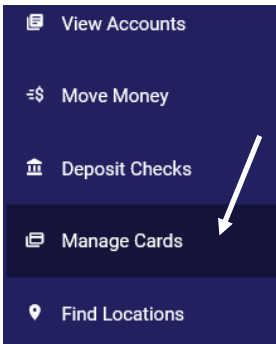


# DEBIT CARD MANAGEMENT SERVICES

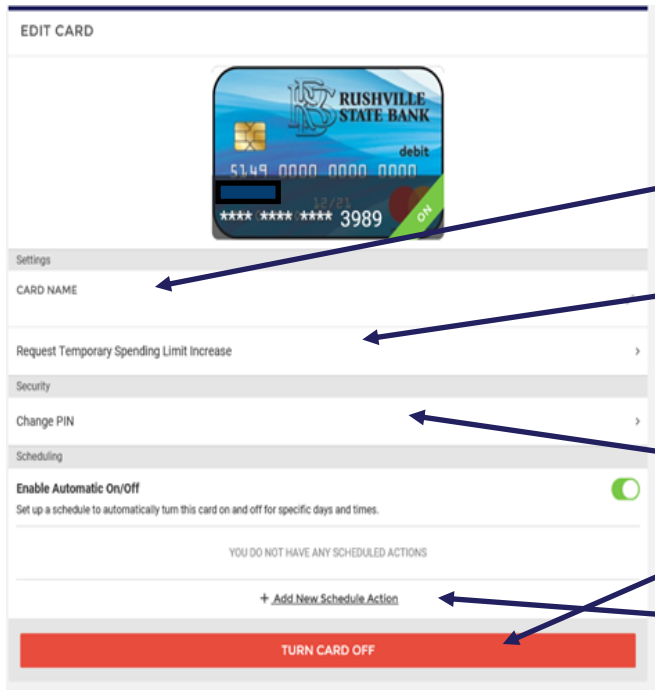
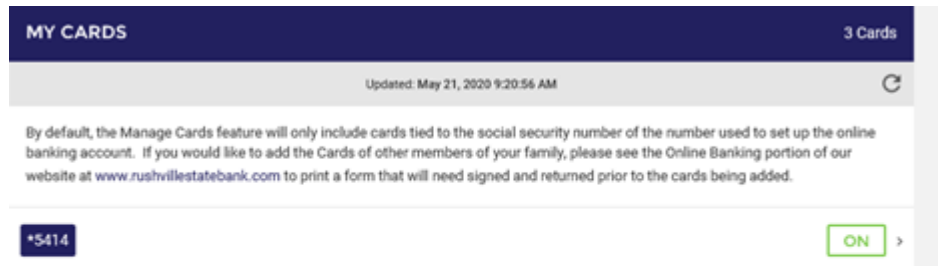
**DEBIT CARD MANAGEMENT SERVICES ARE AVAILABLE TO CUSTOMERS ENROLLED IN ONLINE OR MOBILE BANKING**



Select the “Manage Cards” option from Online Banking Menu



By default, the only debit card that will show under the Manage Cards link will match the social security number of the individual that created the online or mobile account—to add additional cards from your household to the Manage Cards option, each card owner will need to sign an authorization form and return to the Bank. Forms are available at [www.rushvillestatebank.com](http://www.rushvillestatebank.com) under the Online Banking tab or in person at the Bank.



**Edit Card Name**—to manage multiple cards easily

**Temporarily increase your debit card limit to lesser of \$2500 or your available balance**—limit will remain in effect for 30 minutes and then reset to standard bank limits. For higher limits, please call the Bank to request on individual transactions.

**Change Personal Identification Number (PIN)**

**Toggle Card On/Off**—turn off card in case of temporary misplacement or suspected unauthorized transactions.

-can set up a schedule to have card turned on/off on certain days and times.



100 E. Lafayette • PO Box 50 • Rushville, IL 62681 • (217) 322-3323 • [www.RushvilleStateBank.com](http://www.RushvilleStateBank.com)

If you have questions concerning these services, please contact us at 217-322-3323.