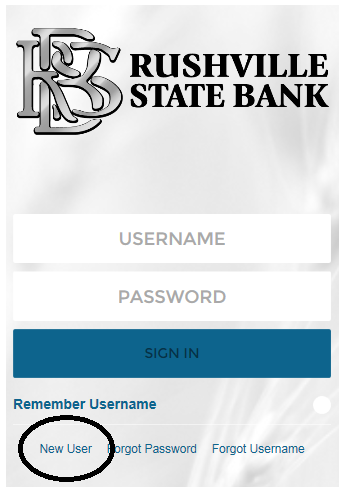


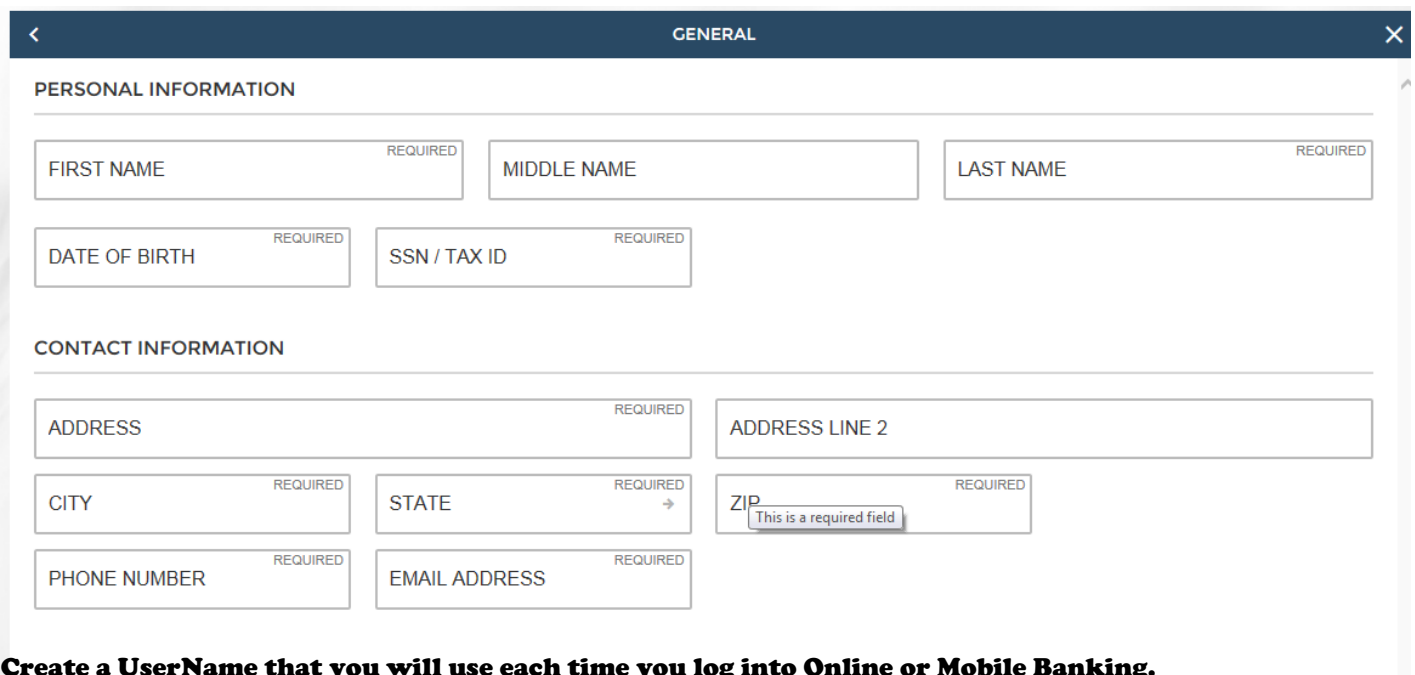
# To Sign up for Online or Mobile Banking:

Navigate to the Online Banking Page from our website: [www.rushvillestatebank.com](http://www.rushvillestatebank.com) or by downloading the Apple or Android App to your smartphone.



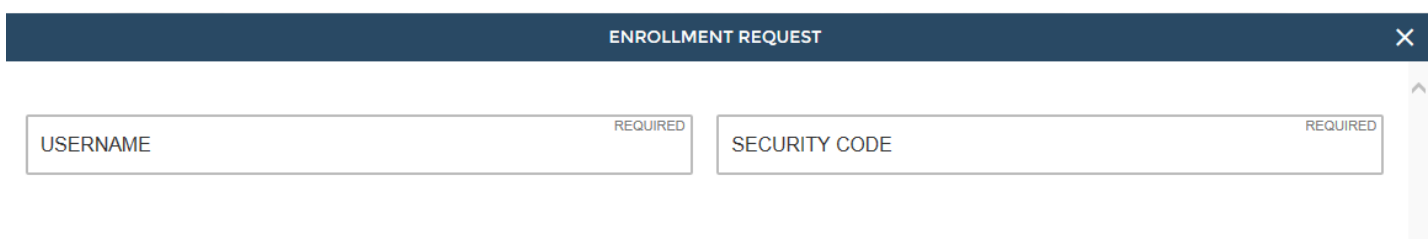
Click on the New User Link, then click the “Let’s Get Started” Button

Complete the requested information. All information must match information we have on file for you for the auto-registration to be successful. If you receive any error messages, please call us at 217-322-3323.



Create a Username that you will use each time you log into Online or Mobile Banking.

Create a Security Code—this is not a Password. Will be used to complete registration after receiving a confirmation email. Password and Security Questions will be created later.



**You will receive an email confirming your registration in 1-2 business days. "Click" the link and when asked, enter the Security Code you created in the previous step.**

 Reply  Reply All  Forward



myebanking@csiweb.com on behalf of no-reply@rushvillestatebank.com

Internet Banking Setup

[Click this link](https://rushvillestatebank.myebanking.net/#/invite?key=) to set up your digital banking login or paste the URL below into your internet browser.  
<https://rushvillestatebank.myebanking.net/#/invite?key=>

**You will be asked to create a password. Password requirements are for 8 characters: Upper Case Letter, Lower Case Letter, a Number, and a Special Character (like \*, #, ?).**

**You will then set up three Security Questions to use upon login from an unrecognized device or for certain transactions. Choose a question from the drop-down menu and enter an answer. Do this for all three questions.**

**Memorize your UserName, Password, and Security Questions/Answers for future use.**

**You will have access to all accounts for which you are a single or joint owner and will also have access to any debit cards tied to the social security number used in the registration.**

**Review and Agree to the Terms and Conditions document, and you will have completed your enrollment into Online or Mobile Banking !**